


HOME GUARANTY CORPORATION
STATEMENT OF FINANCIAL POSITION
September 30, 2016
(In Philippine Peso)



	2016	2015
ASSETS		
Current assets		
Cash and cash equivalents	5,126,273,322	4,288,497,690
Short-term investments	1,328,015	1,818,805
Receivables - net	1,023,647,725	998,236,345
Inventories	3,019,956	1,626,471
Prepayments	15,839,483	59,358,295
	6,170,108,501	5,349,537,606
Non-current assets		
Long-term investments	1,564,794,549	1,562,388,083
Investment property	8,038,611,760	8,040,460,475
Receivables	5,412,245,040	5,525,478,705
Long-term prepayments	20,858,395	20,858,395
Property and equipment - net	53,337,007	67,098,769
Deferred tax asset	115,880,126	339,167,220
Other assets	12,452,871,656	13,614,540,880
	27,658,598,533	29,169,992,527
TOTAL ASSETS	33,828,707,034	34,519,530,133
LIABILITIES AND EQUITY		
Current liabilities		
Payables and other liability accounts	6,488,936,944	6,120,518,746
Bonds payable	129,457,397	100,000,000
	6,618,394,341	6,220,518,746
Non-current liabilities		
Bonds payable	17,996,169	143,884,530
Deferred tax Liability	89,613	-
Trust liabilities	1,844,813,380	1,823,451,806
Unearned income	1,022,711,069	1,011,962,590
Due to National Treasury - Bureau of the Treasury	11,463,794,904	11,411,090,419
Due to other funds - Abot-Kaya Pabahay Fund	3,020,469,555	4,151,034,713
Other liabilities - assets held in trust	1,083,101,564	1,082,888,795
	18,452,976,254	19,624,312,853
TOTAL LIABILITIES	25,071,370,595	25,844,831,599
EQUITY	8,757,336,439	8,674,698,534
TOTAL LIABILITIES AND EQUITY	33,828,707,034	34,519,530,133

CERTIFIED CORRECT:



JIMMY B. SARONA
Vice President - Legal Group and
Concurrent Vice President - Corporate Services Group

APPROVED BY:




CORAZON B. CORPUZ
Executive Vice President and
Officer-In-Charge

HOME GUARANTY CORPORATION
STATEMENT OF FINANCIAL POSITION
June 30, 2016
(In Philippine Peso)



	2016	2015
ASSETS		
Current assets		
Cash and cash equivalents	4,761,571,120	4,005,536,759
Short-term investments	1,818,805	19,036,001
Receivables - net	1,022,732,911	1,021,412,586
Inventories	2,143,608	1,457,644
Prepayments	12,263,347	68,343,072
	5,800,529,791	5,115,786,062
Non-current assets		
Long-term investments	1,561,610,073	1,560,516,316
Investment property	8,039,073,939	8,040,922,654
Receivables	5,418,553,211	5,526,907,697
Long-term prepayments	20,758,395	20,858,395
Property and equipment - net	53,897,294	69,350,540
Deferred tax asset	134,998,714	339,167,220
Other assets	12,465,851,682	13,636,182,115
	27,694,743,308	29,193,904,937
TOTAL ASSETS	33,495,273,099	34,309,690,999
LIABILITIES AND EQUITY		
Current liabilities		
Payables and other liability accounts	6,350,656,743	6,045,349,042
Bonds payable	130,854,785	100,000,000
	6,481,511,528	6,145,349,042
Non-current liabilities		
Bonds payable	17,996,169	141,833,720
Deferred tax liability	89,613	-
Trust liabilities	1,824,365,209	1,807,923,245
Unearned income	1,020,348,728	1,012,122,701
Due to National Treasury - Bureau of the Treasury	11,463,794,904	11,411,090,419
Due to other funds - Abot-Kaya Pabahay Fund	3,020,469,555	4,151,034,713
Other liabilities - Assets held in trust	1,083,101,564	1,082,888,795
	18,430,165,742	19,606,893,593
TOTAL LIABILITIES	24,911,677,270	25,752,242,635
EQUITY	8,583,595,829	8,557,448,364
TOTAL LIABILITIES AND EQUITY	33,495,273,099	34,309,690,999

CERTIFIED CORRECT:



JIMMY B. SARONA
Vice President -Legal Group and
Concurrent Vice President - Corporate Services Group

APPROVED BY:




CORAZON G. CORPUZ
Executive Vice President and
Officer-In-Charge

HOME GUARANTY CORPORATION
STATEMENT OF FINANCIAL POSITION
March 31, 2016
(In Philippine Peso)




	2016	2015
ASSETS		
Current assets		
Cash and cash equivalents	4,788,737,050	4,057,945,266
Short-term investments	1,818,805	19,219,652
Receivables - net	1,033,018,458	1,028,663,479
Inventories	1,415,662	1,132,476
Prepayments	18,154,782	63,185,570
	5,843,144,757	5,170,146,443
Non-current assets		
Long-term investments	1,559,166,545	1,559,761,932
Investment property	8,039,536,118	8,041,384,833
Receivables	5,434,763,386	5,534,525,713
Long-term prepayments	20,858,395	20,858,395
Property and equipment - net	57,615,365	72,205,875
Deferred tax asset	164,598,848	339,167,220
Other assets	12,492,306,805	13,638,406,974
	27,768,845,462	29,206,310,942
TOTAL ASSETS	33,611,990,219	34,376,457,385
LIABILITIES AND EQUITY		
Current liabilities		
Payables and other liability accounts	6,489,881,814	6,142,721,781
Bonds payable	130,854,786	100,000,000
	6,620,736,600	6,242,721,781
Non-current liabilities		
Bonds payable	15,146,661	139,944,811
Deferred tax liability	89,613	-
Trust liabilities	1,875,646,337	1,796,689,445
Unearned income	1,015,170,617	1,011,050,653
Due to National Treasury - Bureau of the Treasury	11,463,794,904	11,411,090,419
Due to other funds - Abot-Kaya Pabahay Fund	3,020,469,555	4,151,034,713
Other liabilities - assets held in trust	1,083,101,564	1,082,888,795
	18,473,419,251	19,592,698,836
TOTAL LIABILITIES	25,094,155,851	25,835,420,617
EQUITY	8,517,834,368	8,541,036,768
TOTAL LIABILITIES AND EQUITY	33,611,990,219	34,376,457,385

CERTIFIED CORRECT:



JIMMY B. SARONA
Vice President - Legal Group and
concurrent Vice President -Corporate Services Group

APPROVED BY:


CORAZON G. CORPUZ
Executive Vice President and
Officer-In-Charge